


**SUPERCAR CHALLENGE**  
**SPA EURO RACE**  
**FREE PRACTICE 1**

Analysis

■ Personal Best ■ Session Best B Crossing the finish line in pit lane

Lap	D	Time	Sector 1	Sector 2	Sector 3	Kph	Elapsed	Lap	D	Time	Sector 1	Sector 2	Sector 3	Kph	Elapsed		
<b>103</b>		<b>Volvo Reede Racing by DayTec</b>					VOLVO S60 V8				<b>Prime Racing</b>					GINETTA NISSAN LMP3	
		1. Henry ZUMBRINK					SGT				1. Jean-Pierre LEQUEUX					SGT	
1	1	3:35.709	1:28.828	1:22.564	44.317	72.6	3:35.709	1	1	41:10.088	...	1:26.065	46.370	6.3	41:10.088		
2	1	2:39.868	45.467	1:14.863	39.538	97.9	6:15.577										
3	1	2:49.616 B	42.587	1:15.948	51.081	92.3	9:05.193										
4	1	6:48.160	4:57.188	1:11.314	39.658	38.4	15:53.353										
5	1	2:30.919	42.345	1:09.184	39.390	103.8	18:24.272										
6	1	2:30.273	42.172	1:10.280	37.821	104.2	20:54.545										
7	1	2:27.245	40.654	1:08.993	37.598	106.3	23:21.790										
8	1	2:42.936 B	41.081	1:10.160	51.695	96.1	26:04.726										
9	1	8:39.192	6:49.477	1:11.166	38.549	30.1	34:43.918										
10	1	2:29.274	42.216	1:08.830	38.228	104.9	37:13.192										
11	1	2:40.655 B	40.377	1:08.497	51.781	97.4	39:53.847										
<b>153</b>		<b>Escuela Espanola de Pilotes</b>					MOSLER MT900				<b>BlueBerry Racing</b>					MOSLER MT900R	
		1. Kosta KANAROGLU					SGT				1. Berry VAN ELK					SGT	
		2. Oliver CAMPOS HULL															
1	1	6:09.691	4:10.310	1:17.173	42.208	42.3	6:09.691	1	1	4:54.533	2:42.804	1:25.519	46.210	53.1	4:54.533		
2	1	2:35.608	44.921	1:09.694	40.993	100.6	8:45.299	2	1	2:44.844	47.857	1:15.848	41.139	95.0	7:39.377		
3	1	2:47.434 B	43.667	1:10.566	53.201	93.5	11:32.733	3	1	2:46.152 B	44.630	1:13.832	47.690	94.3	10:25.529		
								4	1	4:08.934	2:16.840	1:12.533	39.561	62.9	14:34.463		
								5	1	2:42.399 B	41.891	1:11.628	48.880	96.4	17:16.862		
								6	1	3:24.235	1:32.668	1:11.638	39.929	76.7	20:41.097		
								7	1	2:28.426	41.752	1:08.976	37.698	105.5	23:09.523		
								8	1	2:31.507	41.780	1:11.646	38.081	103.3	25:41.030		
								9	1	2:38.287 B	41.858	1:09.433	46.996	98.9	28:19.317		
								10	1	5:45.001	3:54.238	1:12.058	38.705	45.4	34:04.318		
								11	1	2:38.137 B	41.653	1:10.985	45.499	99.0	36:42.455		
								12	1	3:27.135	1:39.402	1:09.462	38.271	75.6	40:09.590		
<b>154</b>		<b>Escuela Espanola de Pilotes</b>					MOSLER MT900				<b>Monlau Competition</b>					RENAULT RS01 GT3	
		1. Alberto DE MARTIN					SGT				1. Jurgen SMET					SGT	
		2. Ben CLUCAS									2. Jose Manuel PEREZ AICART						
1	1	7:00.039	5:03.708	1:14.073	42.258	37.2	7:00.039	1	1	6:47.547	4:51.001	1:16.486	40.060	38.4	6:47.547		
2	1	2:29.635	42.448	1:09.106	38.081	104.7	9:29.674	2	1	2:36.248	43.284	1:12.189	40.775	100.2	9:23.795		
3	1	2:28.167	42.087	1:08.312	37.768	105.7	11:57.841	3	1	2:32.899	42.782	1:11.594	38.523	102.4	11:56.694		
4	1	2:40.773 B	41.836	1:11.860	47.077	97.4	14:38.614	4	1	2:33.698	42.132	1:12.452	39.114	101.9	14:30.392		
5	1	6:43.817 B	4:31.634	1:15.168	57.015	38.7	21:22.431	5	1	2:38.598	45.200	1:12.145	41.253	98.7	17:08.990		
6	1	4:23.608	2:28.338	1:15.462	39.808	59.4	25:46.039	6	1	2:32.547	42.791	1:11.801	37.955	102.7	19:41.537		
7	1	2:34.072	43.253	1:11.543	39.276	101.7	28:20.111	7	1	2:30.400	41.562	1:10.954	37.884	104.1	22:11.937		
8	1	2:36.052	42.512	1:12.669	40.871	100.4	30:56.163	8	1	2:44.404 B	41.998	1:11.448	50.958	95.3	24:56.341		
9	1	2:31.212	42.275	1:09.618	39.319	103.5	33:27.375	9	1	7:01.605	5:15.610	1:09.865	36.130	37.1	31:57.946		
10	1	2:34.330	42.716	1:10.434	41.180	101.5	36:01.705	10	1	2:25.301	42.675	1:06.351	36.275	107.8	34:23.247		
11	1	2:34.327	42.882	1:11.564	39.881	101.5	38:36.032	11	1	2:22.529	39.879	1:05.526	37.124	109.9	36:45.776		
12	1	2:31.771	42.769	1:09.645	39.357	103.2	41:07.803	12	1	2:32.597 B	40.535	1:07.647	44.415	102.6	39:18.373		
<b>155</b>		<b>GT3 POLAND</b>					Lamborghini Huracan Superfreako				<b>Van Berlo Racing</b>					PORSCH 997 GT3	
		1. Teodor MYSZKOWSKI					SGT				1. Marcel VAN BERLO					GTB	
		2. Andrzej LEWANDOWSKI															
1	1	25:26.245	...	1:12.092	40.095	10.2	25:26.245	1	1	4:29.188	2:10.584	1:31.133	47.471	58.2	4:29.188		
2	1	2:33.270	43.079	1:11.793	38.398	102.2	27:59.515	2	1	2:58.242 B	47.795	1:16.833	53.614	87.9	7:27.430		
3	1	2:31.550	42.446	1:10.850	38.254	103.3	30:31.065	3	1	4:22.930	2:28.869	1:13.792	40.269	59.5	11:50.360		
4	1	2:29.611	41.385	1:10.187	38.039	104.7	33:00.676	4	1	2:40.736	44.494	1:14.542	41.700	97.4	14:31.096		
5	1	2:28.778	41.553	1:09.699	37.526	105.3	35:29.454	5	1	2:39.743	46.347	1:13.083	40.313	98.0	17:10.839		
6	1	2:29.061	41.681	1:09.648	37.732	105.1	37:58.515	6	1	2:34.211	43.203	1:11.737	39.271	101.5	19:45.050		
7	1	2:33.054	42.137	1:11.562	39.355	102.3	40:31.569	7	1	2:34.544	43.333	1:11.256	39.955	101.4	22:19.594		
								8	1	2:50.050 B	44.060	1:13.919	52.071	92.1	25:09.644		
								9	1	6:01.475	4:10.316	1:11.380	39.779	43.3	31:11.119		
								10	1	2:32.194	43.258	1:09.858	39.078	102.9	33:43.313		
								11	1	2:30.612	42.109	1:10.293	38.210	104.0	36:13.925		
								12	1	2:47.997 B	45.469	1:13.421	49.107	93.2	39:01.922		
<b>171</b>		<b>PUMAXS Racing</b>					PUMA RT				<b>Topper Team</b>					PORSCH 997 GT3	
		1. Henk THUIS					SGT				1. Dirk SCHULZ					GTB	
											2. Jan-Marc SCHULZ						
1	1	3:17.488	1:25.525	1:12.898	39.065	79.3	3:17.488	1	1	3:17.469	1:05.065	1:26.440	45.964	79.3	3:17.469		
2	1	2:29.119	40.603	1:10.911	37.605	105.0	5:46.607	2	1	2:50.776	47.130	1:20.208	43.438	91.7	6:08.245		
3	1	2:28.512	42.756	1:08.925	36.831	105.5	8:15.119	3	1	2:50.495	46.261	1:19.373	44.861	91.9	8:58.740		
4	1	2:28.320	40.451	1:09.727	38.142	105.6	10:43.439	4	1	2:48.445	46.743	1:18.679	43.023	93.0	11:47.185		
5	1	2:24.891	40.429	1:07.891	36.571	108.1	13:08.330										
6	1	2:26.208	40.014	1:09.077	37.117	107.1	15:34.538										
7	1	2:37.464 B	40.527	1:08.947	47.990	99.4	18:12.002										



**SUPERCAR CHALLENGE**  
SPA EURO RACE  
FREE PRACTICE 1

Analysis

Personal Best Session Best B Crossing the finish line in pit lane

Lap	D	Time	Sector 1	Sector 2	Sector 3	Kph	Elapsed	Lap	D	Time	Sector 1	Sector 2	Sector 3	Kph	Elapsed
5	1	3:00.141 B	46.957	1:21.303	51.881	86.9	14:47.326	5	1	2:34.807	44.710	1:10.281	39.816	101.2	13:14.633
6	1	4:38.968	2:39.481	1:17.382	42.105	56.1	19:26.294	6	1	2:37.472	44.563	1:11.905	41.004	99.4	15:52.105
7	1	2:50.698	49.920	1:18.613	42.165	91.7	22:16.992	7	1	2:33.926	43.689	1:10.600	39.637	101.7	18:26.031
8	1	2:45.196	45.312	1:17.957	41.927	94.8	25:02.188	8	1	2:44.132 B	44.655	1:11.746	47.731	95.4	21:10.163
9	1	2:43.316	45.366	1:15.754	42.196	95.9	27:45.504	9	1	4:45.551	2:53.338	1:10.645	41.568	54.8	25:55.714
10	1	2:45.001	45.505	1:17.627	41.869	94.9	30:30.505	10	1	2:37.077	44.303	1:11.193	41.581	99.7	28:32.791
11	1	2:45.587	46.084	1:17.024	42.479	94.6	33:16.092	11	1	2:34.579	44.411	1:10.051	40.117	101.3	31:07.370
12	1	2:43.386	44.862	1:17.129	41.395	95.8	35:59.478	12	1	2:34.154	44.144	1:10.287	39.723	101.6	33:41.524
13	1	2:45.331	44.921	1:18.909	41.501	94.7	38:44.809	13	1	2:36.402	43.909	1:12.466	40.027	100.1	36:17.926
14	1	2:44.489	45.425	1:17.153	41.911	95.2	41:29.298	14	1	2:33.212	43.733	1:10.054	39.425	102.2	38:51.138
								15	1	2:38.473	44.379	1:12.155	41.939	98.8	41:29.611

**311** JR Motorsport  
1. Ward SLUYS  
2. Chris MATTHEUS

BMW M4 SILHOUETTE GTB

1	1	3:34.155	1:18.536	1:28.561	47.058	73.1	3:34.155
2	1	2:54.729	48.568	1:20.257	45.904	89.6	6:28.884
3	1	3:38.763 B	47.306	1:36.134	1:15.323	71.6	10:07.647
4	1	7:13.008	5:09.955	1:19.113	43.940	36.1	17:20.655
5	1	3:18.144 B	46.373	1:23.717	1:08.054	79.1	20:38.799
6	1	6:47.916	4:43.930	1:19.492	44.494	38.4	27:26.715
7	1	2:39.981	45.157	1:14.181	40.643	97.9	30:06.696
8	1	2:36.514	44.359	1:11.652	40.503	100.1	32:43.210
9	1	2:33.043	43.594	1:09.847	39.602	102.4	35:16.253
10	1	2:44.729 B	43.932	1:10.261	50.536	95.1	38:00.982

**322** Marcos Mantis GTB  
1. Cor EUSER  
2. Dennis ALLEMAG

1	1	3:54.281 B	1:27.177	1:25.790	1:01.314	66.8	3:54.281
2	1	11:22.110	9:23.973	1:15.255	42.882	22.9	15:16.391
3	1	2:38.666	44.861	1:13.401	40.404	98.7	17:55.057
4	1	2:34.022	43.588	1:10.915	39.519	101.7	20:29.079
5	1	2:46.688 B	43.174	1:12.055	51.459	94.0	23:15.767
6	1	5:54.412	3:51.000	1:19.202	44.210	44.1	29:10.179
7	1	2:48.016	46.627	1:16.953	44.436	93.2	31:58.195
8	1	2:43.151	46.095	1:14.356	42.700	96.0	34:41.346
9	1	2:42.791	45.536	1:14.286	42.969	96.2	37:24.137
10	1	2:44.924	45.811	1:15.822	43.291	95.0	40:09.061

**324** AKF Motorsport  
1. Oliver FREYMUTH

RENAULT MEGANE TROPHY GTB

1	1	15:50.657	...	1:22.746	43.868	16.4	15:50.657
2	1	2:38.854	45.579	1:13.080	40.195	98.6	18:29.511
3	1	2:39.407	44.205	1:13.907	41.295	98.3	21:08.918
4	1	2:34.614	44.253	1:10.533	39.828	101.3	23:43.532
5	1	2:34.311	43.971	1:10.612	39.728	101.5	26:17.843
6	1	2:44.033 B	44.134	1:13.751	46.148	95.5	29:01.876
7	1	5:21.189	3:27.844	1:12.942	40.403	48.7	34:23.065
8	1	2:35.260	44.249	1:11.279	39.732	100.9	36:58.325
9	1	2:34.549	43.739	1:10.849	39.961	101.3	39:32.874
10	1	2:33.786	44.056	1:10.154	39.576	101.9	42:06.660

**325** SDW Shipping by JR Motorsport  
1. Koen BOGAERTS  
2. Mark VAN DER AA

BMW M4 SILHOUETTE GTB

1	1	2:49.931	52.088	1:16.389	41.454	92.2	2:49.931
2	1	2:37.301	44.863	1:12.039	40.399	99.6	5:27.232
3	1	2:36.142	44.510	1:11.791	39.841	100.3	8:03.374
4	1	2:36.452	44.141	1:12.281	40.030	100.1	10:39.826

**369** ABW Racing  
1. Aart BOSMAN

PORSCHE 997 GT3 GTB

1	1	8:00.690 B	5:42.819	1:24.101	53.770	32.6	8:00.690
2	1	3:31.524	1:31.625	1:17.465	42.434	74.0	11:32.214
3	1	2:45.625	46.946	1:17.611	41.068	94.5	14:17.839
4	1	2:38.162	44.207	1:13.859	40.096	99.0	16:56.001
5	1	2:39.510	44.270	1:15.106	40.134	98.2	19:35.511
6	1	3:06.284 B	45.160	1:22.690	58.434	84.1	22:41.795
7	1	11:15.907	9:14.703	1:19.339	41.865	23.1	33:57.702
8	1	2:41.085	44.292	1:15.846	40.947	97.2	36:38.787
9	1	2:39.682	44.812	1:14.277	40.593	98.1	39:18.469
10	1	2:37.991	44.192	1:13.717	40.082	99.1	41:56.460

**402** Munckhof Racing / Vd Pas Racing  
1. Eric VAN DEN MUNCKHOF

BMW Z4 SPS

1	1	5:29.042	3:17.983	1:22.960	48.099	47.5	5:29.042
2	1	2:39.593	46.270	1:12.933	40.390	98.1	8:08.635
3	1	2:39.213	46.698	1:12.515	40.000	98.4	10:47.848
4	1	2:35.758	44.609	1:11.146	40.003	100.5	13:23.606
5	1	2:46.800 B	44.540	1:11.165	51.095	93.9	16:10.406
6	1	6:36.038	4:38.637	1:15.943	41.458	39.5	22:46.444
7	1	2:42.971	48.196	1:13.909	40.866	96.1	25:29.415
8	1	2:38.587	45.379	1:12.195	41.013	98.7	28:08.002
9	1	2:37.787	44.936	1:12.211	40.640	99.2	30:45.789
10	1	2:37.324	44.951	1:12.082	40.291	99.6	33:23.113
11	1	2:37.386	44.735	1:12.286	40.365	99.5	36:00.499
12	1	2:43.084	45.362	1:14.507	43.215	96.0	38:43.583
13	1	2:43.301	46.187	1:15.023	42.091	95.9	41:26.884


**408** JR Motorsport  
1. Ted VAN VLIET

BMW E92 M3 SPS

1	1	3:32.682	1:22.712	1:24.575	45.395	73.6	3:32.682
2	1	2:48.472	47.397	1:18.611	42.464	93.0	6:21.154
3	1	2:43.499	46.839	1:14.573	42.087	95.8	9:04.653
4	1	2:42.827	46.692	1:13.655	42.480	96.2	11:47.480
5	1	2:57.071 B	47.644	1:17.373	52.054	88.4	14:44.551
6	1	4:38.049	2:41.509	1:14.642	41.898	56.3	19:22.600
7	1	2:41.951	46.455	1:13.879	41.617	96.7	22:04.551
8	1	2:44.284	46.750	1:14.722	42.812	95.3	24:48.835
9	1	2:43.071	46.884	1:14.390	41.797	96.0	27:31.906
10	1	3:44.818 B	57.026	1:38.487	1:09.305	69.7	31:16.724

**412** VGL Racing  
1. Danny WAGTMANS  
2. Luc BRANCKAERTS

SAKER RAPX SPS




## SUPERCAR CHALLENGE SPA EURO RACE FREE PRACTICE 1

### Analysis

■ Personal Best   
 ■ Session Best   
 ■ Crossing the finish line in pit lane

Lap	D	Time	Sector 1	Sector 2	Sector 3	Kph	Elapsed	Lap	D	Time	Sector 1	Sector 2	Sector 3	Kph	Elapsed
1	1	5:38.876	3:31.021	1:22.793	45.062	46.2	5:38.876	6	1	2:59.125	51.189	1:20.939	46.997	87.4	26:01.131
2	1	2:45.908	48.480	1:15.380	42.048	94.4	8:24.784	7	1	2:58.118	52.158	1:20.030	45.930	87.9	28:59.249
3	1	3:02.420 <b>B</b>	47.382	1:14.517	1:00.521	85.8	11:27.204	8	1	2:59.359	50.406	1:21.820	47.133	87.3	31:58.608
4	1	6:59.380	4:59.514	1:15.877	43.989	37.3	18:26.584	9	1	2:53.140	50.108	1:18.417	44.615	90.4	34:51.748
5	1	2:43.006	46.497	1:13.216	43.293	96.1	21:09.590	10	1	3:05.231 <b>B</b>	49.655	1:18.707	56.869	84.5	37:56.979
6	1	2:39.104	45.575	1:12.162	41.367	98.4	23:48.694	<b>444</b> BlueBerry Racing <span style="float: right;">BMW E46 M3</span> 1.Ronald VAN LOON <span style="float: right;">SPS</span> 2.Luuk VAN LOON							
7	1	2:46.668 <b>B</b>	45.585	1:11.874	49.209	94.0	26:35.362	1	1	4:01.429	1:59.884	1:17.697	43.848	64.8	4:01.429
8	1	5:39.217	3:38.413	1:18.454	42.350	46.1	32:14.579	2	1	2:48.836	48.858	1:16.367	43.611	92.7	6:50.265
9	1	2:41.944	47.134	1:13.574	41.236	96.7	34:56.523	3	1	2:49.142	47.235	1:18.062	43.845	92.6	9:39.407
10	1	2:41.529	46.629	1:13.890	41.010	96.9	37:38.052	4	1	2:49.096	48.276	1:17.026	43.794	92.6	12:28.503
11	1	2:40.159	46.552	1:12.545	41.062	97.8	40:18.211	5	1	2:58.866 <b>B</b>	47.142	1:16.535	55.189	87.6	15:27.369
<b>416</b> JR Motorsport <span style="float: right;">BMW M3 E90 WTCC</span> 1.Bas SCHOUTEN <span style="float: right;">SPS</span> 2.Joris SCHOUTEN								6	1	4:37.940	2:39.928	1:15.998	42.014	56.3	20:05.309
1	1	4:16.183 <b>B</b>	2:02.596	1:17.654	55.933	61.1	4:16.183	7	1	2:45.551	48.178	1:15.751	41.622	94.6	22:50.860
<b>417</b> Delahaye Racing Team <span style="float: right;">PORSCHE CAYMAN GT4 CS</span> 1.Pierre ENTIENNE BORDET <span style="float: right;">SPS</span> 2.Alexandre VERIN								8	1	2:58.289 <b>B</b>	47.469	1:15.726	55.094	87.8	25:49.149
1	1	4:38.357	2:31.462	1:21.774	45.121	56.2	4:38.357	9	1	10:49.593 <b>B</b>	8:36.237	1:21.152	52.204	24.1	36:38.742
2	1	2:46.605	47.182	1:16.753	42.670	94.0	7:24.962	<b>445</b> Strandpark Kustlicht <span style="float: right;">BMW</span> 1.Robert VAN DEN BERG <span style="float: right;">SPS</span> 2.Huub DELNOIJ							
3	1	2:44.716	46.704	1:15.989	42.023	95.1	10:09.678	1	1	14:26.882				18.0	14:26.882
4	1	2:44.813	46.571	1:15.783	42.459	95.0	12:54.491	2	1	2:41.841				96.8	17:08.723
5	1	2:45.251	46.921	1:16.229	42.101	94.8	15:39.742	3	1	2:39.602				98.1	19:48.325
6	1	2:44.521	46.751	1:15.614	42.156	95.2	18:24.263	4	1	2:38.694				98.7	22:27.019
7	1	2:56.680 <b>B</b>	47.250	1:17.646	51.784	88.6	21:20.943	5	1	2:38.469				98.8	25:05.488
8	1	5:22.628	3:19.552	1:19.658	43.418	48.5	26:43.571	6	1	2:54.044 <b>B</b>				90.0	27:59.532
9	1	2:46.293	46.786	1:16.913	42.594	94.1	29:29.864	7	1	5:10.813				50.3	33:10.345
10	1	2:48.503	47.195	1:17.978	43.330	92.9	32:18.367	8	1	2:47.612				93.4	35:57.957
11	1	2:46.240	47.239	1:16.666	42.335	94.2	35:04.607	9	1	2:45.311				94.7	38:43.268
12	1	2:45.416	46.821	1:16.363	42.232	94.6	37:50.023	10	1	3:00.656 <b>B</b>				86.7	41:43.924
13	1	2:45.838	46.720	1:16.695	42.423	94.4	40:35.861	<b>459</b> BS Racing Team <span style="float: right;">BMW E46 GTR</span> 1.Marcel VAN DE MAAT <span style="float: right;">SPS</span> 2.Peter SCHREURS							
1	1	4:33.525	2:28.536	1:19.275	45.714	57.2	4:33.525	1	1	4:27.104	2:09.054	1:30.066	47.984	58.6	4:27.104
2	1	2:44.644	47.315	1:13.455	43.874	95.1	7:18.169	2	1	2:50.345	48.128	1:16.901	45.316	91.9	7:17.449
3	1	2:40.979	46.854	1:12.738	41.387	97.3	9:59.148	3	1	3:00.473 <b>B</b>	48.160	1:17.440	54.873	86.8	10:17.922
4	1	2:39.279	45.815	1:12.661	40.803	98.3	12:38.427	4	1	5:13.786	3:11.813	1:17.297	44.676	49.9	15:31.708
5	1	2:40.810	46.117	1:13.187	41.506	97.4	15:19.237	5	1	2:47.508	47.995	1:15.907	43.606	93.5	18:19.216
6	1	2:47.009 <b>B</b>	45.197	1:13.256	48.556	93.8	18:06.246	6	1	2:51.771	46.938	1:19.229	45.604	91.2	21:10.987
7	1	4:47.765	2:50.823	1:15.697	41.245	54.4	22:54.011	7	1	2:54.511 <b>B</b>	46.968	1:15.391	52.152	89.7	24:05.498
8	1	2:42.174	45.402	1:14.212	42.560	96.6	25:36.185	8	1	4:26.294	2:24.977	1:18.970	42.347	58.8	28:31.792
9	1	2:39.986	46.030	1:13.239	40.717	97.9	28:16.171	9	1	2:39.969	46.581	1:12.323	41.065	97.9	31:11.761
10	1	2:41.360	45.804	1:14.485	41.071	97.1	30:57.531	10	1	2:41.995	45.456	1:15.306	41.233	96.6	33:53.756
11	1	2:39.216	45.549	1:12.850	40.817	98.4	33:36.747	11	1	2:37.403	45.324	1:11.508	40.571	99.5	36:31.159
12	1	2:44.124	47.542	1:15.649	40.933	95.4	36:20.871	12	1	2:37.537	45.152	1:11.600	40.785	99.4	39:08.696
13	1	2:39.248	45.787	1:12.819	40.642	98.3	39:00.119	13	1	2:37.774	45.570	1:11.798	40.406	99.2	41:46.470
14	1	2:39.881	45.577	1:13.050	41.254	97.9	41:40.000	<b>471</b> Van der Kooi Racing <span style="float: right;">LOTUS EXIGE</span> 1.Jan VAN DER KOOI <span style="float: right;">SPS</span> 2.Prisilla SPEELMAN							
<b>435</b> Racing Team Oosten & Bizitter <span style="float: right;">BMW ZILHOUETTE</span> 1.Hielke OOSTEN <span style="float: right;">SPS</span> 2.Sipke BIJZITTER								1	1	8:35.278	6:32.762	1:19.167	43.349	30.3	8:35.278
1	1	6:22.366 <b>B</b>	3:49.978	1:29.222	1:03.166	40.9	6:22.366	2	1	2:44.355	47.002	1:15.480	41.873	95.3	11:19.633
2	1	4:11.974	2:07.749	1:18.635	45.590	62.1	10:34.340	3	1	2:44.263	47.675	1:14.646	41.942	95.3	14:03.896
3	1	2:52.395	50.390	1:17.356	44.649	90.9	13:26.735	4	1	2:57.872 <b>B</b>	46.728	1:14.723	56.421	88.1	17:01.768
4	1	3:04.343 <b>B</b>	49.810	1:17.527	57.006	85.0	16:31.078	5	1	7:57.917	5:54.604	1:18.825	44.488	32.8	24:59.685
5	1	6:30.928	4:21.597	1:22.308	47.023	40.0	23:02.006	6	1	2:49.362	48.568	1:16.059	44.735	92.5	27:49.047
								7	1	2:47.157	48.227	1:16.743	42.187	93.7	30:36.204



## SUPERCAR CHALLENGE SPA EURO RACE FREE PRACTICE 1

### Analysis

■ Personal Best   
 ■ Session Best   
 ■ B Crossing the finish line in pit lane

Lap	D	Time	Sector 1	Sector 2	Sector 3	Kph	Elapsed
8	1	2:44.537	47.535	1:14.728	42.274	95.1	33:20.741
9	1	2:44.374	47.481	1:14.771	42.122	95.3	36:05.115
10	1	2:44.661	47.728	1:14.961	41.972	95.1	38:49.776
11	1	2:45.269	47.695	1:15.130	42.444	94.8	41:35.045

488		Krayem Racing						GINETTA G50 GT4
		1. David KRAYEM						SPS
		2. Ben SCRIVENS						
1	1	3:54.871	1:41.503	1:28.909	44.459	66.7	3:54.871	
2	1	2:44.675	46.404	1:15.900	42.371	95.1	6:39.546	
3	1	2:45.238	46.265	1:16.155	42.818	94.8	9:24.784	
4	1	2:43.032	45.575	1:15.232	42.225	96.1	12:07.816	
5	1	2:42.588	45.622	1:14.984	41.982	96.3	14:50.404	
6	1	2:40.944	45.432	1:14.155	41.357	97.3	17:31.348	
7	1	2:57.359 B	45.301	1:16.536	55.522	88.3	20:28.707	
8	1	5:45.309	3:44.928	1:17.190	43.191	45.3	26:14.016	
9	1	2:45.670	46.243	1:17.624	41.803	94.5	28:59.686	
10	1	2:42.408	46.256	1:14.096	42.056	96.4	31:42.094	
11	1	2:42.985	46.078	1:14.994	41.913	96.1	34:25.079	
12	1	2:52.547 B	46.365	1:15.061	51.121	90.7	37:17.626	

503		Spirit Racing						RENAULT CLIO RS 2.0
		1. Rob NIEMAN						SPO
1	1	3:24.910	1:06.538	1:29.515	48.857	76.4	3:24.910	
2	1	3:07.436	54.256	1:25.722	47.458	83.5	6:32.346	
3	1	3:12.100 B	52.878	1:22.977	56.245	81.5	9:44.446	
4	1	6:18.407	4:06.560	1:23.675	48.172	41.3	16:02.853	
5	1	2:59.160	52.550	1:19.947	46.663	87.4	19:02.013	
6	1	2:58.617	52.451	1:19.314	46.852	87.7	22:00.630	
7	1	2:58.761	52.144	1:19.168	47.449	87.6	24:59.391	
8	1	2:55.746	52.216	1:17.865	45.665	89.1	27:55.137	
9	1	3:08.435 B	54.496	1:18.274	55.665	83.1	31:03.572	
10	1	4:42.767	2:38.514	1:17.945	46.308	55.4	35:46.339	
11	1	2:56.361	52.253	1:17.639	46.469	88.8	38:42.700	
12	1	3:04.453 B	52.240	1:18.304	53.909	84.9	41:47.153	

509		DAYYTEC engineering						BMW 135i
		1. Bart DROST						SPO
		2. Niels KOOL						
1	1	3:30.511	1:19.266	1:25.470	45.775	74.4	3:30.511	
2	1	2:54.068	49.296	1:21.015	43.757	90.0	6:24.579	
3	1	2:48.916	48.854	1:16.628	43.434	92.7	9:13.495	
4	1	2:50.506	49.053	1:17.825	43.628	91.9	12:04.001	
5	1	2:49.092	48.326	1:17.080	43.686	92.6	14:53.093	
6	1	2:48.779	49.178	1:16.246	43.355	92.8	17:41.872	
7	1	2:59.335 B	48.484	1:16.382	54.469	87.3	20:41.207	
8	1	4:56.226	2:48.581	1:21.067	46.578	52.8	25:37.433	
9	1	2:55.553	51.144	1:19.283	45.126	89.2	28:32.986	
10	1	2:54.642	50.352	1:19.263	45.027	89.7	31:27.628	
11	1	2:53.799	49.887	1:19.227	44.685	90.1	34:21.427	
12	1	2:54.220	50.543	1:19.069	44.608	89.9	37:15.647	
13	1	2:56.076	50.352	1:19.798	45.926	88.9	40:11.723	

513		AT Motorsport						FORD FOCUS SILHOUETTE
		1. Kim TROEIJEN						SPO
		2. Wim LEMMERS						
1	1	4:40.622	2:06.617	1:41.042	52.963	55.8	4:40.622	
2	1	3:09.802	54.003	1:26.915	48.884	82.5	7:50.424	
3	1	3:22.668 B	52.544	1:26.922	1:03.202	77.2	11:13.092	


Lap	D	Time	Sector 1	Sector 2	Sector 3	Kph	Elapsed
4	1	5:15.921	2:55.998	1:31.207	48.716	49.5	16:29.013
5	1	4:16.273 B	1:09.186	1:47.492	1:19.595	61.1	20:45.286
6	1	6:06.285	3:51.416	1:27.110	47.759	42.7	26:51.571
7	1	2:59.629	50.980	1:21.930	46.719	87.2	29:51.200
8	1	2:56.085	50.274	1:19.427	46.384	88.9	32:47.285
9	1	2:55.140	50.319	1:19.129	45.692	89.4	35:42.425
10	1	2:53.713	49.686	1:18.459	45.568	90.1	38:36.138
11	1	2:55.683	49.767	1:19.762	46.154	89.1	41:31.821

516		Vannerum Motorsport						BMW 235i RACING CUP
		1. Johan VANNERUM						SPO
		2. Marc VANNERUM						
1	1	3:59.119	1:40.386	1:29.466	49.267	65.4	3:59.119	
2	1	3:02.962	51.528	1:21.903	49.531	85.6	7:02.081	
3	1	2:56.748	50.972	1:20.338	45.438	88.6	9:58.829	
4	1	2:56.665	50.377	1:19.530	46.758	88.6	12:55.494	
5	1	2:54.183	49.592	1:19.671	44.920	89.9	15:49.677	
6	1	2:51.682	49.673	1:17.652	44.357	91.2	18:41.359	
7	1	3:02.609	48.682	1:16.724	57.203	85.8	21:43.968	
8	1	2:59.374 B	49.755	1:17.904	51.715	87.3	24:43.342	
9	1	4:38.363	2:34.585	1:18.678	45.100	56.2	29:21.705	
10	1	2:51.917	48.517	1:19.294	44.106	91.1	32:13.622	
11	1	2:49.602	48.324	1:17.446	43.832	92.3	35:03.224	
12	1	2:50.925	48.118	1:18.699	44.108	91.6	37:54.149	
13	1	2:50.163	48.441	1:16.816	44.906	92.0	40:44.312	

519		Raceteam The Inside						ZILHOUETTE SPORT
		1. Michael HERMANS						SPO
1	1	15:54.593	...	1:27.288	49.319	16.4	15:54.593	
2	1	2:59.689	53.145	1:19.740	46.804	87.1	18:54.282	
3	1	2:57.161	52.615	1:18.247	46.299	88.4	21:51.443	
4	1	2:58.086	51.282	1:18.977	47.827	87.9	24:49.529	
5	1	2:59.619	51.676	1:20.036	47.907	87.2	27:49.148	
6	1	3:00.099	52.262	1:21.359	46.478	86.9	30:49.247	
7	1	2:57.707	52.395	1:18.911	46.401	88.1	33:46.954	
8	1	2:57.354	52.582	1:18.813	45.959	88.3	36:44.308	
9	1	3:12.802 B	52.142	1:18.221	1:02.439	81.2	39:57.110	

523		Spirit Racing						RENAULT CLIO RS 2.0
		1. Jos VELDBOER						SPO
		2. Piet DE GIER						
1	1	3:41.814	1:15.895	1:33.898	52.021	70.6	3:41.814	
2	1	3:08.709	55.540	1:24.397	48.772	83.0	6:50.523	
3	1	3:06.522	53.579	1:22.732	50.211	84.0	9:57.045	
4	1	3:06.588	53.486	1:23.924	49.178	83.9	13:03.633	
5	1	3:15.889 B	53.325	1:24.178	58.386	79.9	16:19.522	
6	1	6:21.624	3:58.034	1:31.941	51.649	41.0	22:41.146	
7	1	3:18.110	56.130	1:31.689	50.291	79.1	25:59.256	
8	1	3:15.878	56.073	1:29.545	50.260	79.9	29:15.134	
9	1	3:09.368	53.589	1:26.459	49.320	82.7	32:24.502	
10	1	3:15.654 B	53.821	1:25.477	56.356	80.0	35:40.156	
11	1	5:06.787	2:52.589	1:24.769	49.429	51.0	40:46.943	

525		Trox Racing						PEUGOT RCZ
		1. Chris VOET						SPO
		2. Bart VAN DEN BROECK						
1	1	11:16.270	8:59.942	1:27.971	48.357	23.1	11:16.270	
2	1	2:59.611	51.904	1:21.057	46.650	87.2	14:15.881	
3	1	2:54.465	50.189	1:18.322	45.954	89.7	17:10.346	



**SUPERCAR CHALLENGE**  
SPA EURO RACE  
FREE PRACTICE 1

Analysis

■ Personal Best ■ Session Best B Crossing the finish line in pit lane

Lap	D	Time	Sector 1	Sector 2	Sector 3	Kph	Elapsed	Lap	D	Time	Sector 1	Sector 2	Sector 3	Kph	Elapsed
4	1	3:03.986 B	49.622	1:18.661	55.703	85.1	20:14.332								
5	1	5:41.411	3:26.455	1:26.855	48.101	45.9	25:55.743								
6	1	2:59.762	52.496	1:20.945	46.321	87.1	28:55.505								
7	1	2:56.842	51.902	1:19.070	45.870	88.6	31:52.347								
8	1	2:57.533	51.714	1:19.497	46.322	88.2	34:49.880								
9	1	2:59.899	51.066	1:21.883	46.950	87.1	37:49.779								
10	1	2:57.582	51.701	1:20.194	45.687	88.2	40:47.361								

**526** Bronckhorst Car Racing BMW M130I  
1. Harold WISSELINK SPO  
2. Toon RUTGERS

1	1	4:31.243	2:04.560	1:34.008	52.675	57.7	4:31.243
2	1	3:02.967	53.861	1:21.802	47.304	85.6	7:34.210
3	1	3:01.069	53.087	1:20.568	47.414	86.5	10:35.279
4	1	2:57.760	51.507	1:19.340	46.913	88.1	13:33.039
5	1	2:56.304	52.422	1:18.022	45.860	88.8	16:29.343
6	1	2:54.162	51.507	1:17.508	45.147	89.9	19:23.505
7	1	3:11.234 B	53.178	1:19.204	58.852	81.8	22:34.739
8	1	5:35.780	3:26.868	1:22.233	46.679	46.6	28:10.519
9	1	2:56.592	50.917	1:19.239	46.436	88.7	31:07.111
10	1	2:51.931	49.753	1:18.210	43.968	91.1	33:59.042
11	1	2:50.678	49.248	1:17.578	43.852	91.7	36:49.720
12	1	2:51.128	49.838	1:17.378	43.912	91.5	39:40.848
13	1	2:50.524	49.498	1:17.175	43.851	91.9	42:31.372

**555** Van der Kooij Racing LOTUS EXIGE  
1. Carlijn BERGSMAN SPO  
2. Pieter DE JONG

1	1	3:49.898	1:39.570	1:22.836	47.492	68.1	3:49.898
2	1	2:56.718	52.175	1:18.796	45.747	88.6	6:46.616
3	1	2:54.948	51.071	1:18.722	45.155	89.5	9:41.564
4	1	2:53.362	50.842	1:17.033	45.487	90.3	12:34.926
5	1	2:52.826	50.913	1:16.738	45.175	90.6	15:27.752
6	1	2:52.731	50.666	1:16.154	45.911	90.7	18:20.483
7	1	2:55.169	50.665	1:18.751	45.753	89.4	21:15.652
8	1	2:51.341	50.528	1:15.648	45.165	91.4	24:06.993
9	1	3:00.920 B	50.935	1:16.695	53.290	86.6	27:07.913
10	1	4:52.620	2:48.108	1:19.124	45.388	53.5	32:00.533
11	1	2:51.970	50.057	1:17.261	44.652	91.0	34:52.503
12	1	2:50.866	49.806	1:16.482	44.578	91.7	37:43.369
13	1	2:54.074	50.053	1:18.374	45.647	89.9	40:37.443

**577** Spirit Racing RENAULT CLIO RS 2.0  
1. Stan VAN OORD SPO

1	1	3:26.175	1:07.196	1:29.191	49.788	75.9	3:26.175
2	1	2:57.718	52.831	1:18.444	46.443	88.1	6:23.893
3	1	3:03.625 B	51.111	1:18.450	54.064	85.3	9:27.518
4	1	4:45.942 B	2:33.186	1:17.914	54.842	54.8	14:13.460
5	1	4:44.626	2:41.792	1:17.179	45.655	55.0	18:58.086
6	1	2:52.774	50.579	1:16.814	45.381	90.6	21:50.860
7	1	2:52.869	50.912	1:16.543	45.414	90.6	24:43.729
8	1	3:12.711 B	50.485	1:25.027	57.199	81.2	27:56.440
9	1	5:36.626	3:31.591	1:18.293	46.742	46.5	33:33.066
10	1	2:51.045	50.183	1:16.321	44.541	91.5	36:24.111
11	1	2:50.881	50.229	1:15.832	44.820	91.7	39:14.992
12	1	2:50.587	49.842	1:15.873	44.872	91.8	42:05.579